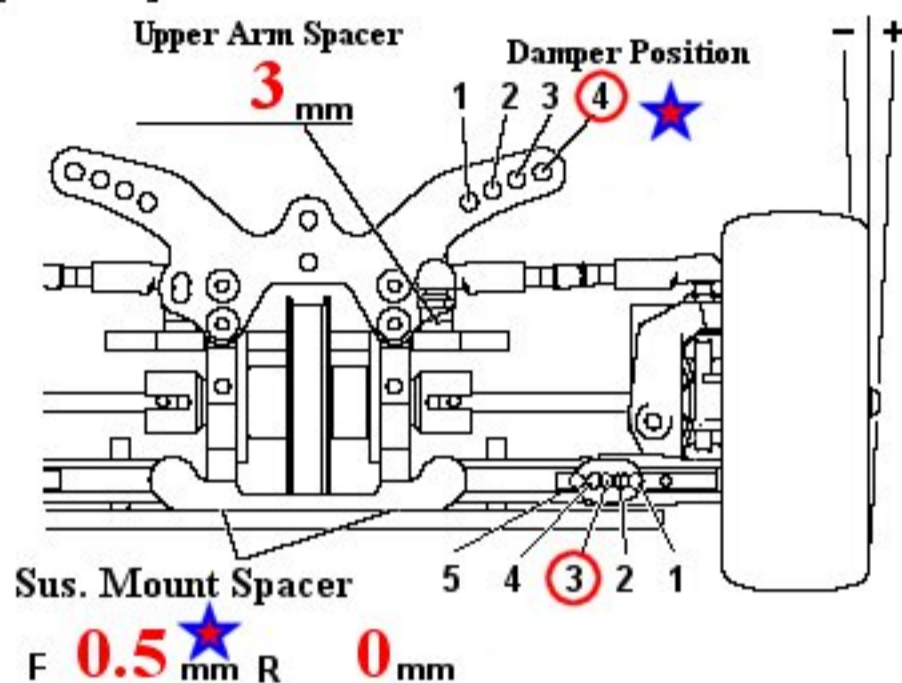


TRF415

SETTING SHEET [Lightweight suspension]

Name **Ed Clark** Date **16-01-05** Air Temp. Humidity
Track **Don Valley - BIWS Rd3** Track Cond. Track Temp.

[Front]



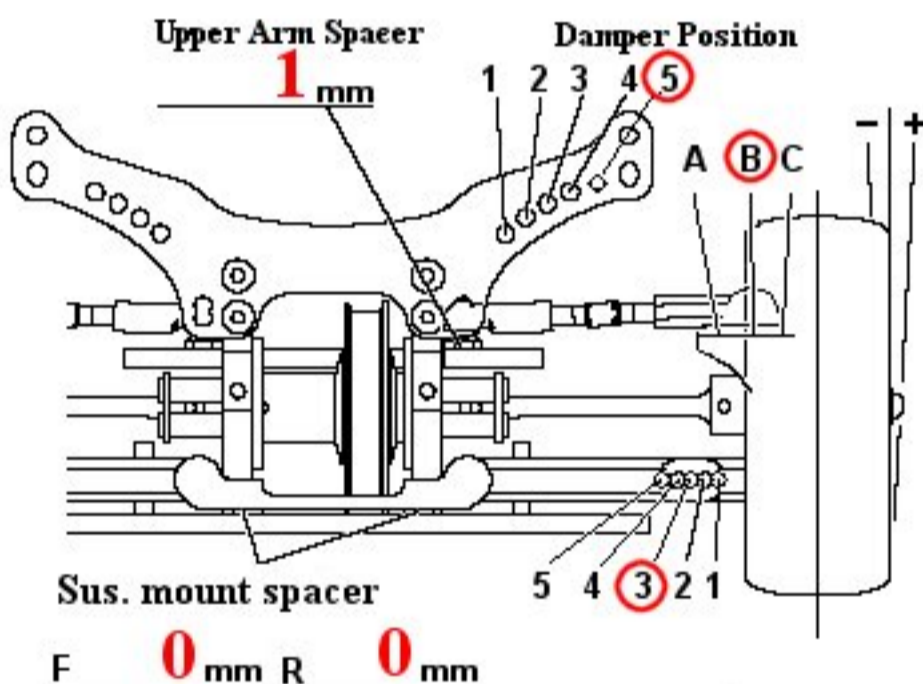
Camber **-2°**
Ride Height **5 mm**
Droop **#4 mm**
Front Drive **Spool** Diff One-way
Roll Bar **None** S M H
Caster Block ★ **2°** **4°**



Shock Length **62.0 mm**
Piston **3** holes
Oil **50** wt.
Spring **Blue**
Wheel Hex **6 mm**
Wheel Spacer **0 mm**

Notes
Ms Shock towers

[Rear]



Centre Drive **Locked** One-way
Camber **-2°**
Ride Height **5.5 mm**
Droop **#4 mm**
Roll Bar **None** S M H
Outer ball joint shim **0 mm**

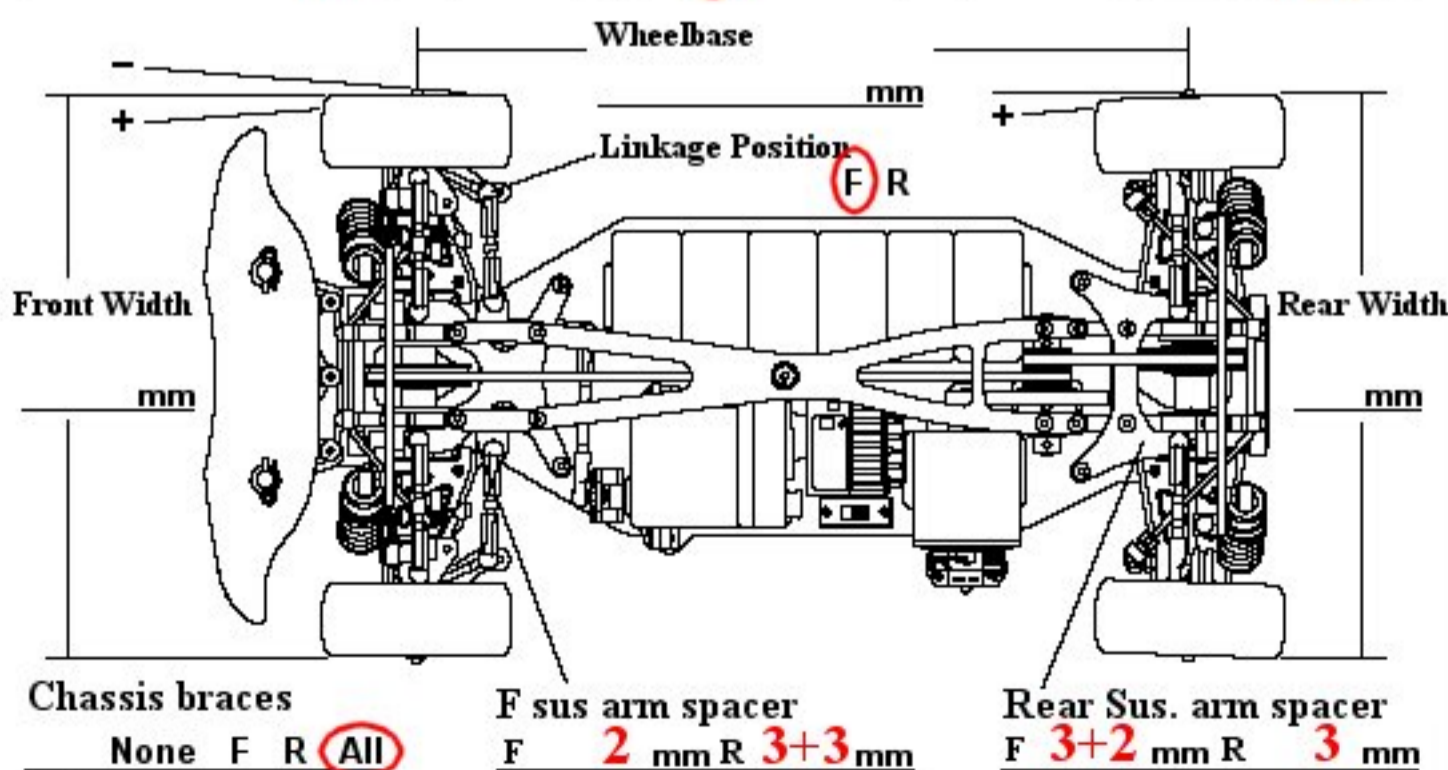


Shock Length **62.0 mm**
Piston **3** holes
Oil **50** wt.
Spring **Blue**
Wheel Hex **6 mm**
Wheel Spacer **0 mm**

Notes
Ms Shock towers

Toe Angle (Front) **0°** F Sus. Mount Front X A B C **D** Rear **A D**

R Sus. Mount Front X **A** B C D Rear X A **B** C D



Notes
Not enough turn in, changes to be made marked ★

Motor **EA Monster**
Spur Gear **101** T Pinion Gear **29** T
Battery **NRG GP3300**
Body **P'form Mazda6**
Wing **Std (no spill plates)**
Tire **HPI 15-40**
Wheel **HB 26mm inch-up**
Tire Insert **JB Blue Foam**
Best Lap